



Hovey
Industries Ltd.

2794 Fenton Road
Gloucester, On.,
K1T 3T7, Canada

Telephone: (613) 822-1765
Fax: (613) 822-1556

Field Amendment Notice 02-001

SUBJECT:	Incorrect wiring of Hellfire 400 switch heater motors.		
CONCERN:	Thermal overload relay will not function.	DATE	Jan 24 2002

Models Affected:	All Hovey Hellfire 400, 240 V, Single phase	
	Model Number	Serial Number
	HF 400 16698 rev A	03602/1 Oct 2001 237
		03602/1 Oct 2001 238
		03602/1 Oct 2001 239
		03602/1 Oct 2001 240
		03602/1 Oct 2001 242
		03602/1 Oct 2001 243
		03602/1 Oct 2001 244
		03602/1 Oct 2001 248
		03602/1 Oct 2001 249
		03602/1 Oct 2001 250
		03602/1 Oct 2001 251
		03602/1 Oct 2001 252
		03602/1 Oct 2001 253
		02450/6 Sep 2000 494
		02450/6 Sep 2000 495
		02155/1 Jul 2000 453
		02155/1 Jul 2000 454
	HF 400 16698 rev B	1722/1 Aug 2001 204
	HF 400 16698-02 rev A	01554/1 Dec 99 272
		01554/1 Dec 99 273
	HF 400 18005-01 rev B	03300/10 Jun 2001 158
	HF 400 18005-01 rev D	03716/1 Nov 2001 280
		03716/1 Nov 2001 281
		03830/1 Dec 2001 282
	HF 400 18005-01 rev D	03830/1 Dec 2001 283
		03830/1 Dec 2001 284
	HF 400 17030 rev A	03563/1 Oct 2001 234
		03563/1 Oct 2001 235
		03563/1 Oct 2001 236

Problem

Motor wiring is done incorrectly and bypasses the thermal overload relay. If the motor overloads and overheats, it will eventually fail.


Confirm the incorrect wiring by turning selector switch to Off and disconnecting power at local service, remove the combustion chamber access panel to gain access to the motor.

WARNING


Disconnect electrical power at service before continuing

Open the motor junction box. Inside you will find 4 wire connections, each made with Mar connectors. The connections are;

J wire (brown) and #8 wire (red)




#2 (white), #3 (orange) and #5 (gray) wire




Problem,
Continued

Line wire and #1 (blue) wire



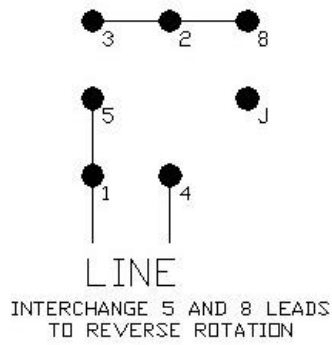
Line wire and #4 (yellow) wire




If the motor is connected as shown, reconnect as per instructions in the Corrective Action section.

Corrective Action


Reconnect wires according to the illustrations below.




Cap off J wire by itself (brown wire).
Connect #4 wire and the red line wire as shown.



Connect #2, #3, and #8 wires together.



Connect #5, #1 wires and the black line wire together.



Reconnect electrical power, keep hands clear of motor and impeller, and confirm fan rotation against fan rotation label.

Close motor junction box and replace access panel.

Customers with questions can contact Hovey Industries Ltd. at 613-822-1765 for assistance.

Jan. 23/02

HF400 orders

Hovey Order #	Quantity	Railroad	Delivery Address	Contact	Telephone #	S/N's
1509	2	CP Rail	960 - 6th Avenue, Hope, BC V0X 1L0	Matt Rhoades		Dec. 99-272, 273
2290	1	CN Rail	7675 Torbram Road, Mississauga, ON L4T 3L8	Maintainer Malport	905-673-4534	May 2000-392
2404	2	CP Rail	Gulf Cda SQ, 401-9th Ave SW, Calgary, AB T2P 4Z4	H. Robinson, Ste 600		July 2000-453, 454
2700	2	BNSF	111 West 1st Street, Alliance, NE 69301-3706	Tony Grothe	308-763-2230	Sep 2000-494,495
3700	1	NS	605 Front Street, Berea, OH 44017	J. Arthur, Supvr	216-406-4900	Aug 2001-204
3906	12	BNSF	6th Street & Silver Street, Ashland, NE 68003	Dave Richards	402-458-7501	Oct. 01-237,238,239, 240,242,243,244,248, 249,250,251,252
3933	1	CN Rail/GTW	G-3460 West Bristol Road, Flint, MI 48507	Michael Lincoln	810-919-7872	Oct. 01-253
3415	1	IC	17550 South Ashland Ave. Homewood, IL 60430	Signal Dept.		??
3418	1	IC	17550 South Ashland Ave. Homewood, IL 60430	Signal Dept.		??
3423	1	IC	17550 South Ashland Ave. Homewood, IL 60430	Signal Dept.		??
3549	1	IC	1551 N Illinois Avenue, Carbondale, IL 62901	Signal Supvr.		June 2001-158
3903	2	CN Rail	73 Diesel Drive Mac Yard, Concord, ON L4K 1B9	Gord Strilchuk		Nov. 01-280, 281
4148	3	IC	1551 N Illinois Avenue, Carbondale, IL 62901	Signal Supvr.		Dec. 01-282,283,284
3862	3	UP	2204 Highway 30, Missouri Valley, IA 51555	Jim Braden		Oct 2001-234,235,236

<Corrected Jan 18/02